

# Crosswalk

Data consolidation and analysis tool



“We have lots of data but not real information. With our present systems it is really hard to find bottlenecks. Data is scattered everywhere and it should be integrated.”

Team Lead at a Major Biotechnology Manufacturer

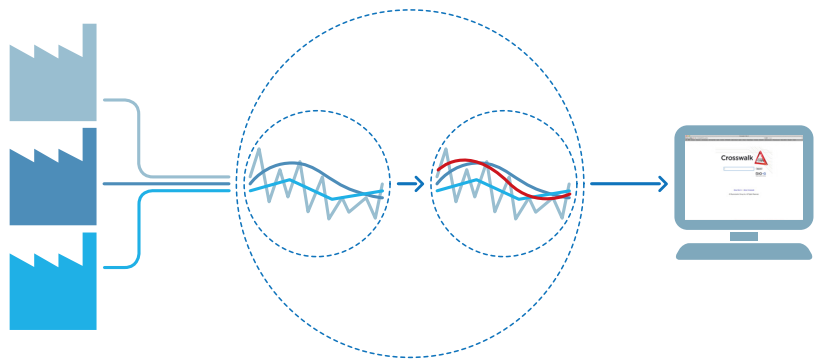
“Everyone comes to meetings with reams of reports, spreadsheets, etc. and we negotiate how to go into, and then ramp up, production.”

Head of Quality Control and Management at a Large Biotechnology Manufacturer

“We want to leverage the enormous amount of data we’re collecting from SAP, plus local plant data on batch records, and then crunch that enormous amount of data ... filtering, analyzing and utilizing all this information.”

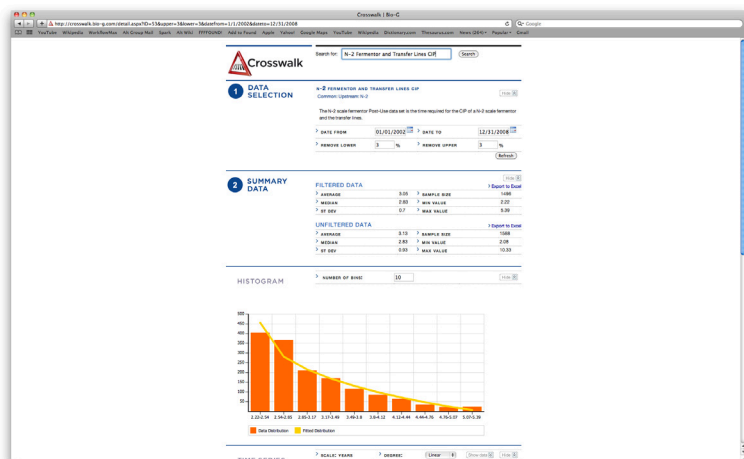
Plant Manager at a Global Biotechnology Manufacturer

**Biomanufacturing professionals are overwhelmed with supply chain, production and other important data. There has to be a better way to consolidate, report, analyze and learn from today’s avalanche of data. Now there is, with Crosswalk.**



Crosswalk is data translation software. Once operations data is accurately seen and understood in real-time, then processes suddenly become transparent. Modeling becomes possible based on real data. Model-based predictions are more accurate, versatile and flexible and lead to better business decisions. Crosswalk helps deliver the best in real-time data that can be used for modeling, analysis and simulation.

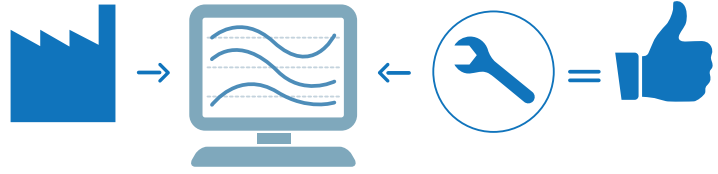
Crosswalk talks directly with your operations databases and turns raw company data into datasets that can be used for real-time analysis by anyone from shop-floor technicians to analysts. From late stage process development to manufacturing and supply chain, everyone will benefit from seeing real manufacturing data, delivered in real-time to your browser.



# BIO-G

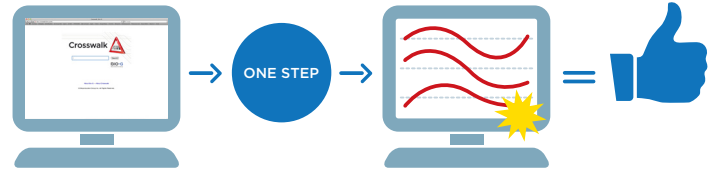
## EASY TO SET UP AND MAINTAIN

**Easy Data Consolidation and Synchronization.** Crosswalk's ease of use enables users to view and utilize data stored in any database, and reduces data maintenance costs by enabling hundreds of datasets to be automatically updated with one click of a button.




## GOOGLE-STYLE SEARCHING

Crosswalk's front end is a familiar searchable web page. That means no learning curve: in seconds, users will be able to search and see process times and parameters for key activities across the entire organization.



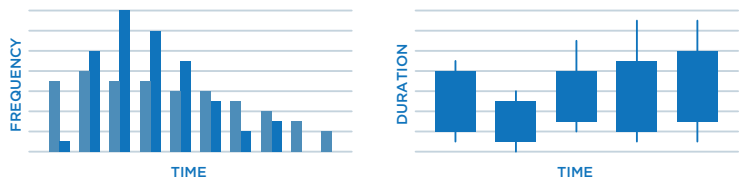
## LINK DATASETS TO ANY DATABASE DATA

**Increased Data Accessibility.** Crosswalk can link datasets to any SQL enabled-database, including DeltaV, Rockwell, and SAP, giving users increased access to valuable Enterprise class data. Crosswalk allows users to quickly understand complex data patterns across multiple facilities to drive knowledge generation.



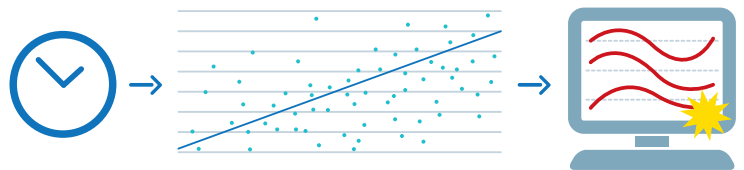
## VISUALIZE DATA AND CURVE FIT

**Automated Data Fitting.** Crosswalk enables users to perform automatic curve fitting as well as visualization of the data fit and evolution of the process over time.



## SOPHISTICATED ANALYSIS

**Monitor changes in process durations and estimation.** Crosswalk provides a platform to analyze trends over time, providing the analyst with a window into process changes, learning effects and possible future outcomes.



## A PROVEN TRACK RECORD

Bioproduction Group's Crosswalk and Simulation tools and services are used by the world's leading, global biomanufacturing firms. We deliver to these clients literally millions of dollars in savings, every year.

For more information visit:  
[www.bio-g.com](http://www.bio-g.com)

